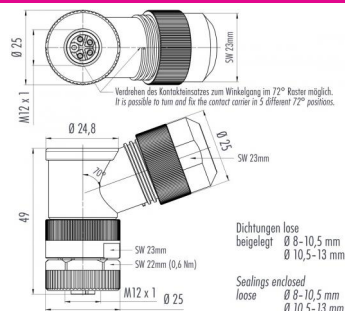


Product description	M12-K female angled connector, Contacts: 4+PE, 8.0 - 13.0 mm, not shielded, screw clamp, IP67, M12x1.0, for the power supply
Area	M12-K series 824
Order number	99 0700 58 05

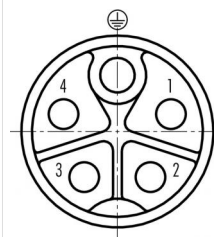
Illustration



Scale drawing

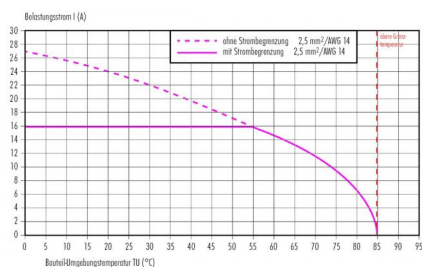


Contact arrangement (Plug-in side)



	X	Y
1	2,80	0,91
2	1,73	-2,38
3	-1,73	-2,38
4	-2,80	0,91
PE	0,00	2,94

Derating curve



Technical data

General values

Connector design	female angled connector
Connector locking system	screw
Termination	screw clamp
Wire gauge (mm)	max. 1.50 mm² with ferrule / max. 2.50 mm² without ferrule
Wire gauge (AWG)	max. 16 with ferrule / max. 14 without ferrule
Cable outlet	8.0 - 13.0 mm
Upper limit temperature	85 °C
Customs tariff number	85369010
Packaging Unit	40

Electrical values

Rated current (40 °C)	12 A
Rated voltage	630 V
Rated impulse voltage UL	6000V
Rated impulse voltage	6000 V
Pollution degree	3
Overvoltage category	III
Insulating material group	I
Insulation resistance	> 10 ¹⁰ Ω
EMC compliance	not shielded
Degree of protection	IP67
Mechanical operation	> 100 Mating cycles

Material

Contact material	CuZn (brass)
Contact plating	Au (gold)
Contact body material	PA (UL94 V-0)
Housing material	PA
REACH SVHC	CAS 7439-92-1 (Lead)

Product description	M12-K female angled connector, Contacts: 4+PE, 8.0 - 13.0 mm, not shielded, screw clamp, IP67, M12x1.0, for the power supply
Area	M12-K series 824
Order number	99 0700 58 05

Security notices

The connector must not be connected or separated under load. Non-observance and incorrect use can result in personal injury.

The connectors are designed for use in plant, control system and electrical equipment. The end user is responsible for checking whether the connectors are suitable for use in other applications.

To prevent the connector being opened unintentionally when used in electrical circuits containing hazardous life parts, the thread between the housing and the connector head must be secured using a suitable cyanoacrylate adhesive. This does not apply to connectors used in SELV and PELV circuits according to IEC 61140 (EN 61140, VDE 0140-1).

Connectors used in electrical circuits containing hazardous life parts must only be assembled and used by or under the supervision of persons with the requisite electrotechnical training, taking the applicable regulations and standards into account.

The end user must take suitable safety measures to ensure that the connector cannot be disconnected accidentally. Connectors with degree of protection IP 67 and IP 68 are not suitable for use under water. When used outdoors, the connectors must be separately protected against corrosion. For further information about IP degrees of protection refer to 'Technical support' in the Download Centre.

To lock the cable connector to the equipment connector, the threaded ring is tightened until it is 'finger-tight' (approx. 50 cNm).